

AX61222TP / AX61220TP


2U Compact Rackmount Chassis




Features

- 2U rackmount design in depth of 450 mm (AX61222TP)/475 mm (AX61220TP)
- PICMG SBC structure with 5 free slots for expansion
- Front-accessible one 5.25" HDD drive bay, one slim-line CD-ROM, one 3.5" HDD drive bay, max. up to 2 internal 3.5" HDD drive bays

ATX6022/6VP4 backplane (up to 4 x PCI, 1 x ISA, 1 x PICMG)




Top view



Removable fan filter on the front panel



Flexible combination of drive bays for removable HDD CD-ROM, FDD, tape drive and hidden HDDs



Optional hot-swap redundant power supply (only for AX61220TP)

Specifications

Standard Color	Black	System Board	PICMG 1.0 & PICMG 1.3 SBCs
Construction	Heavy-duty cold-rolled steel	Expansion Interface	ATX6022/6VP4 or FAB105-V1 or FAB105-V5 or FAB205
Drive Capacity	- Exposed 1 x slim-line CD-ROM; 1 x 3.5" HDD drive bay; 1 x 5.25" HDD drive bay; internal 1 x 3.5" HDD drive bay or - Exposed 1 x slim-line CD-ROM; 1 x 3.5" HDD drive bay; internal 3 x 3.5" HDD drive bay	Operating Temperature Range	0°C - 40°C (32°F - 104°F)
Cooling	2 x 8 cm ball-bearing fans (42.5 CFM/each) with a removable filter	Dimensions	482.6 mm (19") (W) x 450 mm (17.7") (D) x 88.9 mm (3.5") (H)
Front Panel Indicators	Power on/off; HDD	Weight (net/gross)	12.7 kg (28 lb)/14.3 kg (32.23 lb) (AX61222TP) 12.7 kg (28 lb)/14 kg (30.87 lb) (AX61220TP)
Front Panel Controls	Power on/off; system reset		
Front Panel Connectors	2 x USB ; 1 x PS/2 6-pin		
Pre-punched Panel	Rear: 1 x 9-pin		

Power Supply Specifications

Items	Watt	Specifications			Items	Watt	Specifications		
		Input	Output	MTBF			Input	Output	MTBF
PS300-HRP	ATX 300W HRP (PFC)	AC 90-264V (Auto)	+5V @ 25A +12V @ 16A -5V @ 0.5A -12V @ 0.5A +3.3V @ 18A +5V _{sb} @ 2A	100,000 hours	PS400-XP2	ATX 400W (PFC)	AC 90-264V (Auto)	+5V @ 20A +12V1 @ 16A +12V2 @ 16A -12 @ 0.5A +3.3 @ 20A +5V _{sb} @ 2.5A	100,000 hours
PS300-XP2	ATX 300W (PFC)	Slide Switch (115Vac/230Vac)	+5V @ 30/21.5A +12V @ 15A -12V @ 0.8A +3.3V @ 15/28A +5V _{sb} @ 2A -5V @ 0.3A	100,000 hours	PS500-XP2	ATX 500W (PFC)	AC 90-264V (Auto)	+5V @ 24A +12V @ 34A +12V1 @ 17A +12V2 @ 17A -12 @ 0.8A +3.3 @ 24A +5V _{sb} @ 2.5A	100,000 hours
					PS400-HRP	ATX 500W HRP (PFC)	AC 90-264V (Auto)	+5V @ 35A +12V @ 28A -5V @ 0.5A -12 @ 1.2A +3.3 @ 25A +5V _{sb} @ 2A	100,000 hours

Ordering Information

AX61220TP/X300R	With ATX6022/6VP4, ATX 300W redundant power supply (475 mm depth)
AX61220TP/X300R	With FAB105-V1, ATX 300W redundant power supply (475 mm depth)
AX61220TP/X300R	With FAB105-V5, ATX 300W redundant power supply (475 mm depth)
AX61220TP/X400R	With ATX6022/6VP4, ATX 400W redundant power supply (475 mm depth)
AX61220TP/X400R	With FAB105-V1, ATX 400W redundant power supply (475 mm depth)
AX61220TP/X400R	With FAB105-V5, ATX 400W redundant power supply (475 mm depth)
AX61222TP/X300	With ATX6022/6VP4, ATX 300W power supply (450 mm depth)
AX61222TP/X300	With FAB105-V1, ATX 300W power supply (450 mm depth)
AX61222TP/X300	With FAB105-V5, ATX 300W power supply (450mm depth)
AX61222TP/X400	With ATX6022/6VP4, ATX 400W power supply (450 mm depth)
AX61222TP/X500	With ATX6022/6VP4, ATX 500W power supply (450 mm depth)

* Specifications and certifications are limited to optional.

Dimensions

