

## GPIB ACCESSORIES

## IEEE-488 BUS CABLES

### DESCRIPTION

All of ICS's IEEE-488 Bus Cables are of the highest quality and use multiple shields to minimize noise pickup and EMI/RFI radiation. Rugged metal connector housings extend the RFI/EMI shield over the contacts and connect the overall cable shield to chassis. ICS's cable have been proven to provide superior EMI/RFI performance in numerous RFI tests when compared to cables from the leading GPIB/HP-IP equipment manufacturer.

#### Available in Two Styles

ICS's IEEE-488 Bus Cables are available in two styles. The first style is the standard GPIB cable with dual-ended connectors at each end of the cable for stacking multiple cables on one GPIB connector. The second style has a straight-in connector on one end of the cable for connection to devices with limited panel space, or where the bend radius is too tight for a standard cable or where there is not enough room for the standard cable to lay along the rear of the device. The connector at the other end of the straight-in cable is the standard double-ended connector.



Dual-Ended Stackable Connectors


#### Standard and Custom Cable Lengths

ICS bus cables are available in standard and custom lengths up to 20 meters. Cables with standard lengths from 0.5 to 6 meters long are stocked for immediate delivery. Delivery of cables with custom lengths is approximately 2 to 3 weeks from time of order. The standard length cables are listed in the Ordering Guide on the back page.

- Available with double-ended and straight-in connectors  
*Cables for all IEEE-488 devices and systems.*
- Multi-shielded cables provide superior RFI/EMI reduction over other cable manufacturers.  
*Less RFI noise in your system.*
- Cast metal dual-ended connector covers.  
*Greater durability and chassis grounding.*
- UL rated, 26 AWG cable  
*Safe in any application*
- Available in numerous standard and custom lengths.  
*You get the length you need.*

 Approved

 RoHS Compliant



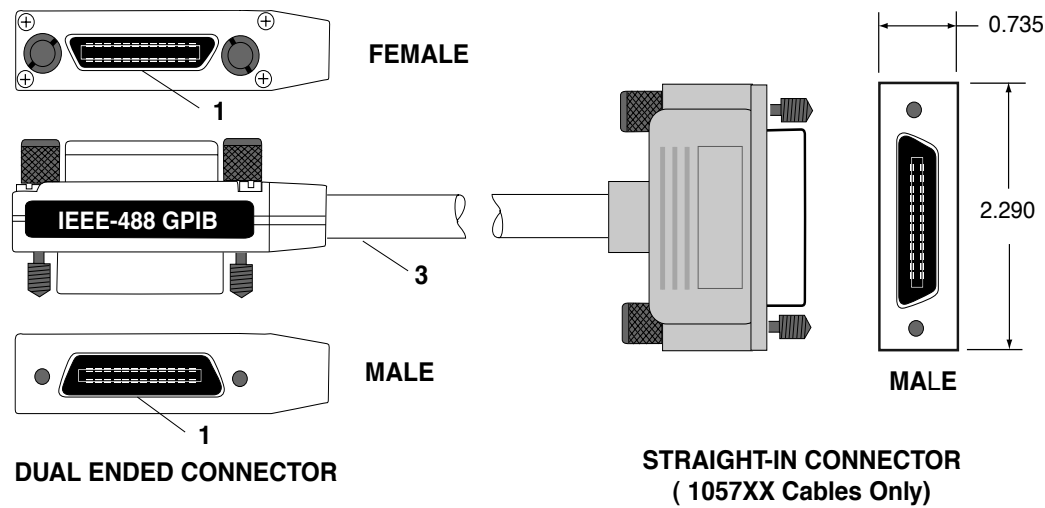
1057XX Series IEEE-488 Cables with Straight-in Connector on one end



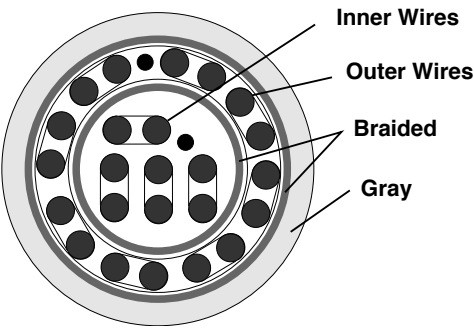
7034 Commerce Circle  
Pleasanton, CA 94588  
Phone: 925.416.1000  
Fax: 925.416.0105  
Web: [www.icselect.com](http://www.icselect.com)

IEEE 488 CABLES

Construction Details



- NOTES:
- 1. 24 Pin Amphenol Blue Ribbon Style, M/F connector with gold contacts.
  - 2. Die cast metal shield.
  - 3. UL +2 pair 26 AWG Cable with 4 pairs braided, 8 pairs braided and overall braided shield.
  - 4. RoHS Compliant



Cable Cross-section

ORDERING INFORMATION

Cable Length ☐

☐

0.5 Meter IEEE 488 Bus Cable		104705105705
1.0 Meter IEEE 488 Bus Cable	104710	105710
1.5 Meter IEEE 488 Bus Cable	104715	105710
2.0 Meter IEEE 488 Bus Cable	104720	105720
2.5 Meter IEEE 488 Bus Cable	104725	-
3.0 Meter IEEE 488 Bus Cable	104730	105730
4.0 Meter IEEE 488 Bus Cable	104740	105740
5.0 Meter IEEE 488 Bus Cable	104750	-
6.0 Meter IEEE 488 Bus Cable	104760	105760
7.0 Meter IEEE 488 Bus Cable	104770	-
8.0 Meter IEEE 488 Bus Cable	104780	-
9.0 Meter IEEE 488 Bus Cable	104790	-
10. to 20 Meter IEEE 488 Bus Cables	104700-10 to -20	